



BLACK CAT

WEAR PARTS




TEETH & ADAPTERS

Adco®

Part Number	Description	Weight	A	B	C
100	Center Tooth	3.0 lb 1.4 kg	2.25" 57 mm	3.01" 76 mm	5.88" 149 mm
100 RH/LH	RH/LH Tooth	3.2 lb 1.5 kg	2.25" 57 mm	3.00" 76 mm	6.06" 154 mm
110	Center Adapter	7.7 lb 3.5 kg	2.88" 73 mm	2.19" 56 mm	10.5" 267 mm
110 RH/LH	RH/LH Tooth	6.1 lb 2.8 kg	3.50" 89 mm	2.31" 59 mm	11.06" 281 mm
200	Center Tooth	5.6 lb 2.5 kg	3.00" 76 mm	2.56" 65 mm	7.27" 185 mm
200 RH/LH	RH/LH Tooth	6.4 lb 2.9 kg	3.13" 80 mm	2.57" 65 mm	7.33" 186 mm
210	Center Adapter	9.9 lb 4.5 kg	3.29" 84 mm	2.37" 60 mm	12.02" 305 mm
210 RH/LH	Angled Adapter	11.9 lb 5.4 kg	4.85" 123 mm	2.31" 59 mm	13.02" 331 mm
200WN	Weld On Nose	4.4 lb 2.0 kg	3.25" 83 mm	2.50" 64 mm	5.00" 127 mm

for Adco®, Ateco®, Bobcat®, Champion®, JCB®, & Volvo® Replacement



ADCO® 100
Center Tooth



ADCO® 100
LH Tooth



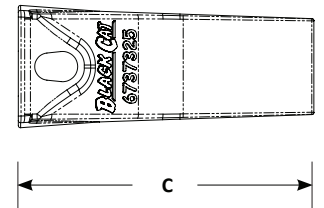
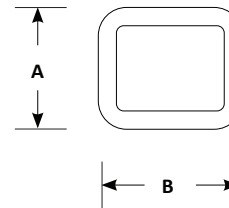
ADCO® 100
RH Tooth



Bobcat® Tooth
6737325

Ateco®, Champion®, Volvo®

Part Number	Description	Weight	A	B	C
3-868 (Ateco)	Center Tooth	7.3 lb 3.3 kg	3.66" 93 mm	2.62" 67 mm	8.98" 228 mm
9937 (Champion & Volvo)					



Bobcat®

Part Number	Description	Weight	A	B	C
6737325	Tooth	2.2 lb 1.0 kg	2.36" 60 mm	2.26" 57 mm	5.47" 139 mm
6737324	Adapter	5.1 lb 2.3 kg	2.13" 54 mm	2.19" 56 mm	8.57" 218 mm



JCB®

Part Number	Description	Weight	A	B	C
531/03205	JCB Unitooth	6.0 lb 2.7 kg	1.97" 50 mm	2.47" 63 mm	9.78" 248 mm
531/03208	JCB Corner Tooth/ Sidecutter RH	11.7 lbs 5.3 kg	2.00" 51 mm	2.00" 51 mm	14.45" 367 mm
531/03209	JCB Corner Tooth/ Sidecutter LH	11.7 lbs 5.3 kg	2.00" 51 mm	2.00" 51 mm	14.45" 367 mm



JCB®
531/03208



JCB®
531/03209