

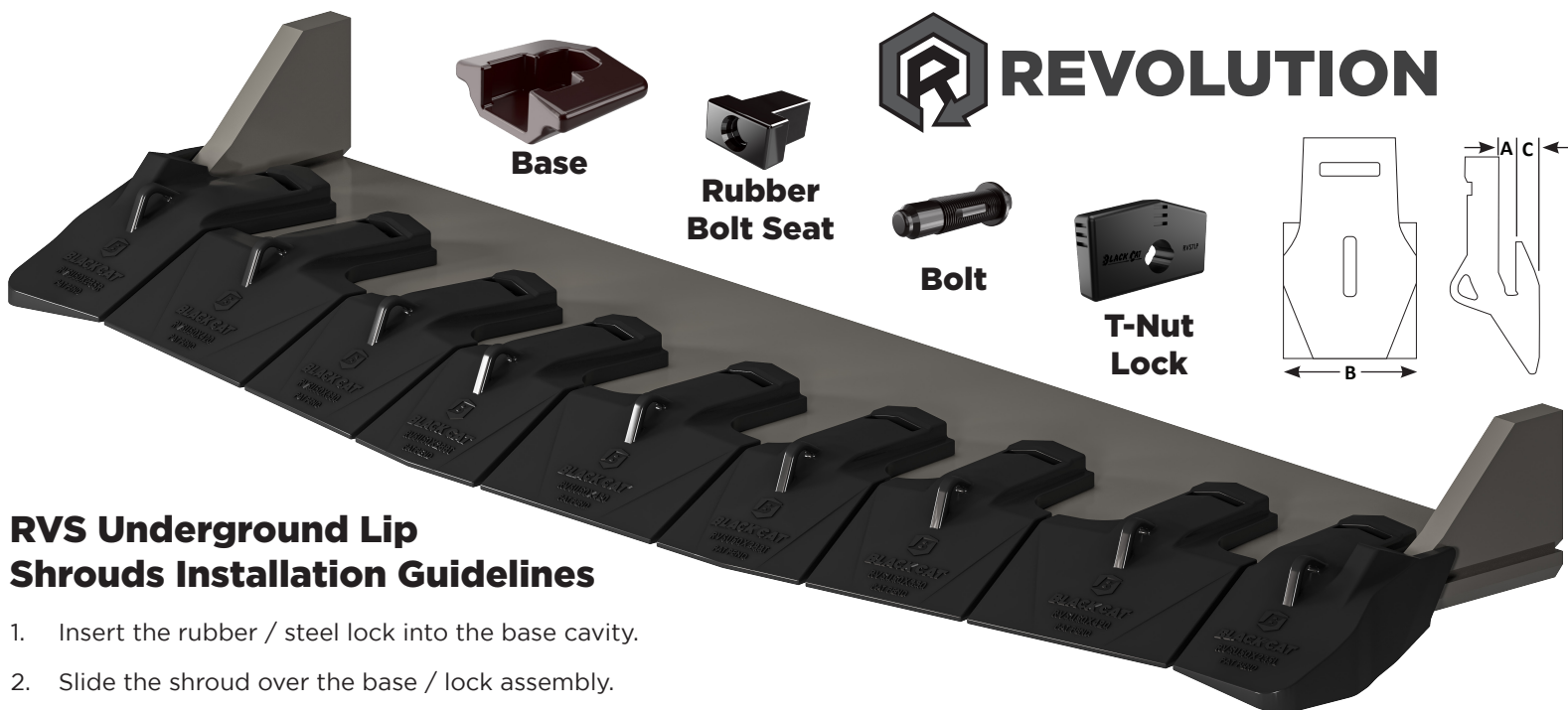


BLACK CAT

WEAR PARTS



LOAD HAUL DUMP

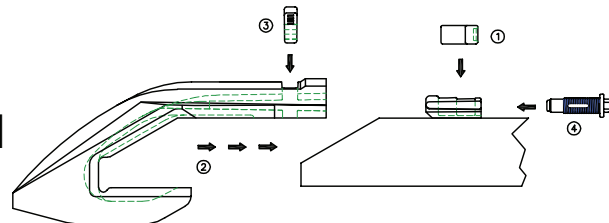


RVS Underground Lip Shrouds Installation Guidelines

1. Insert the rubber / steel lock into the base cavity.
2. Slide the shroud over the base / lock assembly.
3. Insert the locking plate through the slot in the shroud.
4. Insert and tighten the bolt through the locking plate.

Mechanically Attached - REVOLUTION

For Caterpillar® and Sandvik® Applications
(Requires weld base replacement)



Part Number	Description	Weight	A	B	C	Base	Rubber Bolt Seat	T-Nut Lock	Bolt
RVSU32X250	Straight Shroud	73.2 lb 33.2 kg	1.26" 32 mm	9.65" 245 mm	1.77" 45 mm	RVS7B	RVS1BL	RVS7LP	RVS1B
RVSU32X310	Straight Shroud	85.1 lb 38.6 kg		12.20" 310 mm	1.77" 45 mm				
RVSU32X380	Straight Shroud	105.2 lb 47.7 kg		14.96" 380 mm	1.77" 45 mm				
RVSU32X275T	Transition Shroud	78.3 lb 35.5 kg		11.81" 300 mm	1.77" 45 mm				
RVSU32X210L	Left End Shroud	86.4 lb 39.2 kg		9.61" 244 mm	2.48" 63 mm				
RVSU32X210R	Right End Shroud	86.6 lb 39.3 kg		9.61" 244 mm	2.48" 63 mm				
RVSU50X290	Straight Shroud	109.8 lb 49.8 kg	1.97" 50 mm	11.30" 287 mm	2.01" 51 mm				
RVSU50X330	Straight Shroud	120.6 lb 54.7 kg		12.80" 325 mm	2.01" 51 mm				
RVSU50X420	Straight Shroud	156.1 lb 70.8 kg		16.34" 415 mm	2.01" 51 mm				
RVSU50X288T	Transition Shroud	118.4 lb 53.7 kg		12.56" 319 mm	2.01" 51 mm				
RVSU50X235L	Left End Shroud	150.4 lb 68.2 kg		10.91" 277 mm	3.07" 78 mm				
RVSU50X235R	Right End Shroud	150.4 lb 68.2 kg		10.91" 277 mm	3.07" 78 mm				

Caterpillar® and other identities and/or trademarks referred to in this publication are the registered marks of the entities noted herein. The use of any trademarks of others than Black Cat Wear Parts Ltd. are solely and exclusively for identification, informational, comparative, and descriptive purposes. Black Cat Wear Parts Ltd. is not affiliated with any owner of such registered marks and does not make, use, or sell any products manufactured by any such entity identified in this publication.

www.blackcatwearparts.com
sales@blackcatwearparts.com
 +1-780-465-6666
 1-800-661-6666

**STRONG ENOUGH
TO ANSWER ANY CALL!**




BLACK CAT

WEAR PARTS



LOAD HAUL DUMP



Bolt on - LHD Half Arrow - Fit Caterpillar® Applications

Part Number	Description	Weight	A	B	C	Number of Holes	Bolt Diameter
4709309	Straight Shroud	93.5 lb 42.4 kg	11.02" 280 mm	3.98" 101 mm	2.17" 55 mm	2	1.25"
4709310	Straight Shroud	105.4 lb 47.8 kg	12.40" 315 mm	3.98" 101 mm	2.17" 55 mm	2	1.25"
4709311	Straight Shroud	134.3 lb 60.9 kg	15.94" 405 mm	3.98" 101 mm	2.17" 55 mm	3	1.25"
4709308	Transition Shroud	88.2 lb 40.0 kg	11.54" 293 mm	3.98" 101 mm	2.17" 55 mm	2	1.25"
4709306	Right End Shroud	146.6 lb 66.5 kg	14.96" 380 mm	3.98" 101 mm	2.17" 55 mm	4	1.25"
4709307	Left End Shroud	146.6 lb 66.5 kg	14.96" 380 mm	3.98" 101 mm	2.17" 55 mm	4	1.25"
4709312	RH End Shroud Half Life	128.1 lb 58.1 kg	14.96" 380 mm	3.98" 101 mm	2.17" 55 mm	4	1.25"
4709313	LH End Shroud Half Life	128.1 lb 58.1 kg	14.96" 380 mm	3.98" 101 mm	2.17" 55 mm	4	1.25"
5226266	RH End Shroud New Spacing	162.0 lb 73.5 kg	14.96" 380 mm	3.98" 101 mm	2.17" 55 mm	4	1.25"
5226267	LH End Shroud New Spacing	162.0 lb 73.5 kg	14.96" 380 mm	3.98" 101 mm	2.17" 55 mm	4	1.25"
5569102	RH End Shroud New Spacing Half Life	162.0 lb 73.5 kg	14.96" 380 mm	3.98" 101 mm	2.17" 55 mm	4	1.25"
5569103	LH End Shroud New Spacing Half Life	162.0 lb 73.5 kg	14.96" 380 mm	3.98" 101 mm	2.17" 55 mm	4	1.25"
2530064	Corner Protector Right End	38.8 lb 17.6 kg	15.00" 381 mm	-	1.26" 32 mm	2	1.25"
2530065	Corner Protector Left End	38.8 lb 17.6 kg	15.00" 381 mm	-	1.26" 32 mm	2	1.25"

Caterpillar® and other identities and/or trademarks referred to in this publication are the registered marks of the entities noted herein. The use of any trademarks of others than Black Cat Wear Parts Ltd. are solely and exclusively for identification, informational, comparative, and descriptive purposes. Black Cat Wear Parts Ltd. is not affiliated with any owner of such registered marks and does not make, use, or sell any products manufactured by any such entity identified in this publication.

www.blackcatwearparts.com
 sales@blackcatwearparts.com
 +1-780-465-6666
 1-800-661-6666

**STRONG ENOUGH
 TO ANSWER ANY CALL!**



BLACK CAT

WEAR PARTS



LOAD HAUL DUMP



Part Number	Description	Weight	A	B	C	Number of Holes	Bolt Diameter
1099080	Half Arrow Segment	98.1 lb 44.5 kg	13.46" 342 mm	3.11" 79 mm	2.01" 51 mm	3	1.25"
1099081	Half Arrow Segment Right End	100.8 lb 45.7 kg	13.46" 342 mm	3.11" 79 mm	2.01" 51 mm	3	1.25"
1099082	Half Arrow Segment Left End	102.3 lb 46.4 kg	13.46" 342 mm	3.11" 79 mm	2.01" 51 mm	3	1.25"
1167460	Half Arrow Segment	93.7 lb 42.5 kg	12.28" 312 mm	3.11" 79 mm	2.01" 51 mm	3	1.25"
1167461	Half Arrow Segment Right End	97.9 lb 44.4 kg	12.28" 312 mm	3.11" 79 mm	2.01" 51 mm	3	1.25"
1167462	Half Arrow Segment Left Endjust	99.0 lb 44.9 kg	12.28" 312 mm	3.11" 79 mm	2.01" 51 mm	3	1.25"
1957180	Top Cover Plate 1099080	24.9 lb 11.3 kg	13.46" 342 mm	-	0.98" 25 mm	3	1.25"
1957181	Top Cover Plate 1099081	15.4 lb 11.7 kg	16.06" 408 mm	-	0.98" 25 mm	3	1.25"
1957182	Top Cover Plant 1099082	15.4 lb 11.7 kg	16.06" 408 mm	-	0.98" 25 mm	3	1.25"
2862141	Top Cover Plate RH 1167461	23.1 lb 10.5 kg	14.84" 377 mm	-	0.98" 25 mm	3	1.25"
2862142	Top Cover Plate LH 1167462	23.4 lb 10.6 kg	14.84" 377 mm	-	0.98" 25 mm	3	1.25"
2862143	Top Cover Plate CTR 1167460	22.3 lb 10.1 kg	12.28" 312 mm	-	0.98" 25 mm	3	1.25"

Caterpillar® and other identities and/or trademarks referred to in this publication are the registered marks of the entities noted herein. The use of any trademarks of others than Black Cat Wear Parts Ltd. are solely and exclusively for identification, informational, comparative, and descriptive purposes. Black Cat Wear Parts Ltd. is not affiliated with any owner of such registered marks and does not make, use, or sell any products manufactured by any such entity identified in this publication.

www.blackcatwearparts.com
sales@blackcatwearparts.com
 +1-780-465-6666
 1-800-661-6666

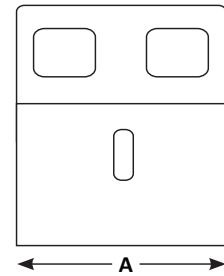

**STRONG ENOUGH
TO ANSWER ANY CALL!**



BLACK CAT
WEAR PARTS



**LOAD
HAUL DUMP**



Cast Weld On Modular Segments - For Caterpillar® Applications

Part Number	Description	Weight	A	B	C
5816906	LHD Half Arrow RH	78.9 lb 35.8 kg	15.12" 384 mm	5.16" 131 mm	3.35" 85 mm
5816907	LHD Half Arrow LH	78.9 lb 35.8 kg	15.12" 384 mm	5.16" 131 mm	3.35" 85 mm
5816908	LHD Half Arrow Transition	36.8 lb 16.7 kg	10.75" 273 mm	4.29" 109 mm	2.36" 60 mm
5816909	LHD Half Arrow 280	36.8 lb 16.7 kg	11.02" 280 mm	4.29" 109 mm	2.36" 60 mm
5816910	LHD Half Arrow 320	41.9 lb 19.0 kg	12.60" 320 mm	4.29" 109 mm	2.36" 60 mm
5816911	LHD Half Arrow 405	52.9 lb 24.0 kg	15.94" 405 mm	4.29" 109 mm	2.36" 60 mm

Caterpillar® and other identities and/or trademarks referred to in this publication are the registered marks of the entities noted herein. The use of any trademarks of others than Black Cat Wear Parts Ltd. are solely and exclusively for identification, informational, comparative, and descriptive purposes. Black Cat Wear Parts Ltd. is not affiliated with any owner of such registered marks and does not make, use, or sell any products manufactured by any such entity identified in this publication.

www.blackcatwearparts.com
sales@blackcatwearparts.com
+1-780-465-6666
1-800-661-6666

**STRONG ENOUGH
TO ANSWER ANY CALL!**

830.0824

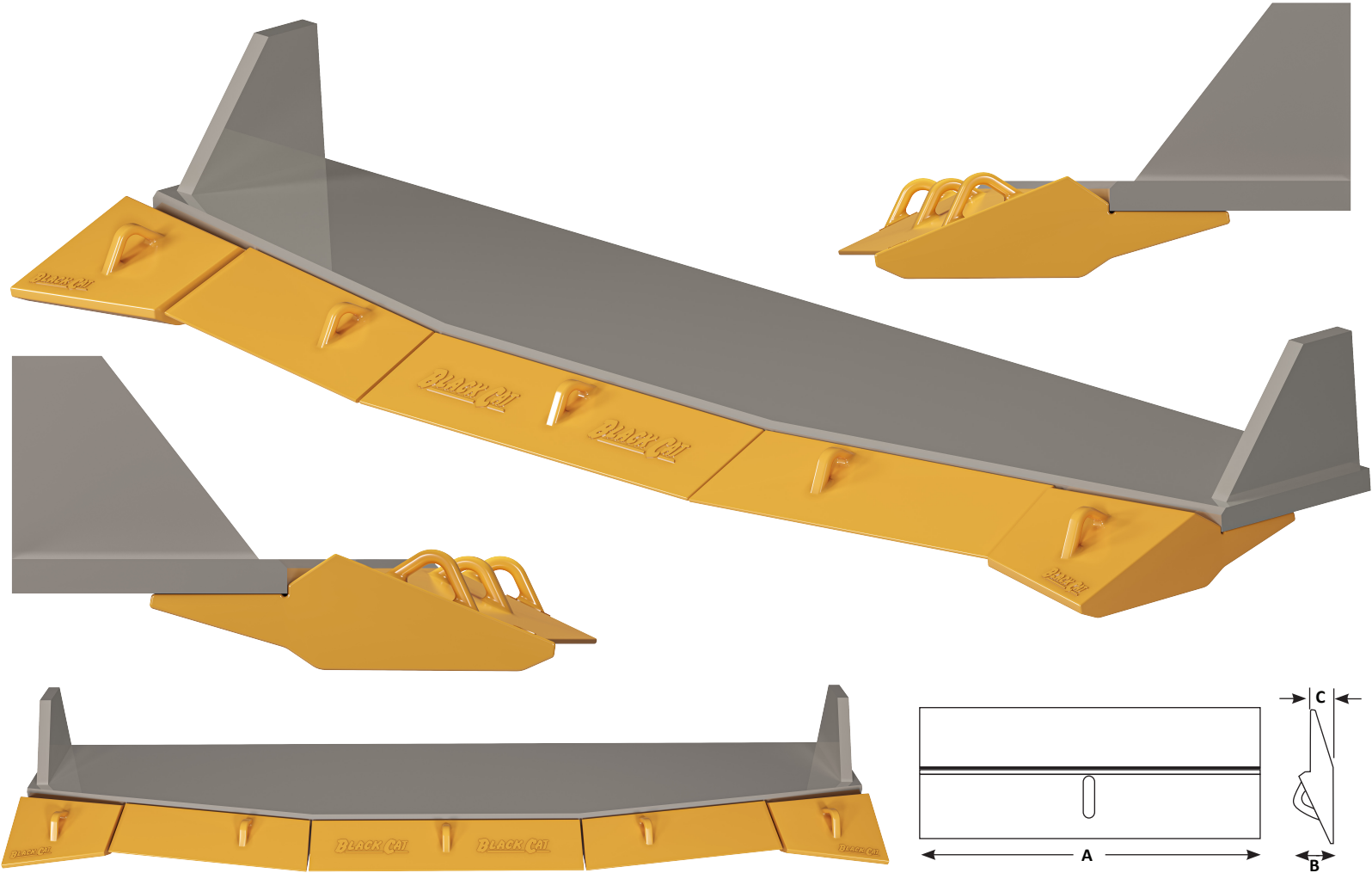


BLACK CAT

WEAR PARTS



LOAD HAUL DUMP



Cast Weld On - For Caterpillar® Applications

Part Number	Description	Weight	A	B	C
4160254	Half Arrow Segment	182.1 lb 82.6 kg	33.46" 850 mm	3.31" 84 mm	2.20" 56 mm
4160255	Half Arrow Segment	261.5 lb 118.6 kg	45.28" 1,150 mm	3.31" 84 mm	2.20" 56 mm
4160253	Half Arrow Segment Left End	136.0 lb 61.7 kg	14.61" 371 mm	3.31" 84 mm	2.20" 56 mm
4160252	Half Arrow Segment Right End	136.0 lb 61.7 kg	14.61" 371 mm	3.31" 84 mm	2.20" 56 mm

Caterpillar® and other identities and/or trademarks referred to in this publication are the registered marks of the entities noted herein. The use of any trademarks of others than Black Cat Wear Parts Ltd. are solely and exclusively for identification, informational, comparative, and descriptive purposes. Black Cat Wear Parts Ltd. is not affiliated with any owner of such registered marks and does not make, use, or sell any products manufactured by any such entity identified in this publication.

www.blackcatwearparts.com
 sales@blackcatwearparts.com
 +1-780-465-6666
 1-800-661-6666

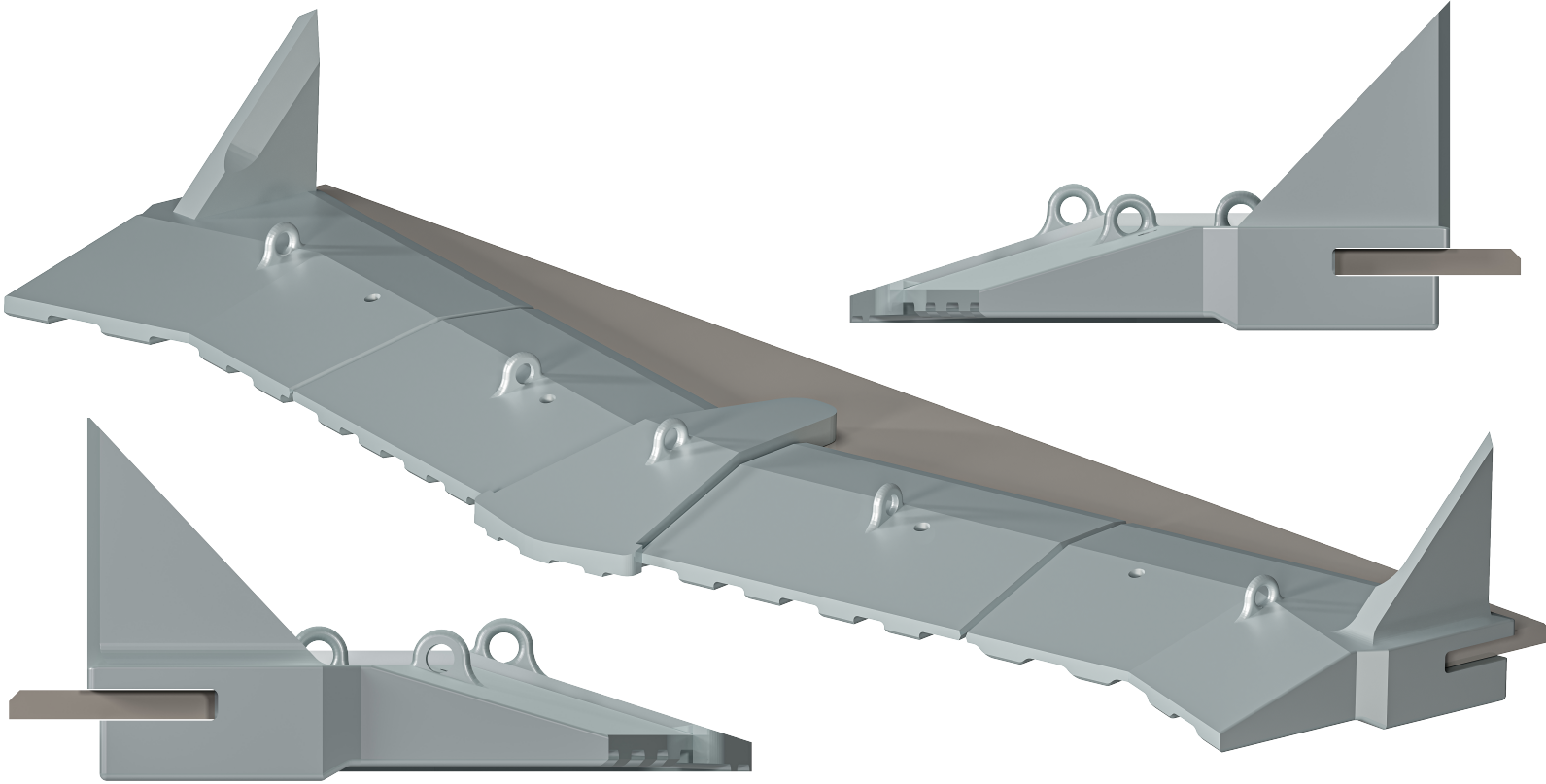
**STRONG ENOUGH
 TO ANSWER ANY CALL!**



BLACK CAT
WEAR PARTS

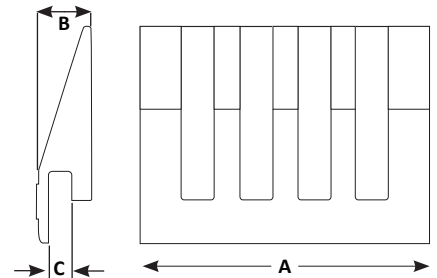


**LOAD
HAUL
DUMP**



Cast Weld On - For Komatsu® Applications

Part Number	Description	Weight	A	B	C
R207	200 Center	83.1 lb 37.7 kg	10.98" 279 mm	4.13" 105 mm	1.06" 27 mm
R206-4	200 Intermediate 18.75"	123.9 lb 56.2 kg	18.74" 476 mm	3.11" 79 mm	
R203-RH	200 RH Corner	181.9 lb 82.5 kg	22.24" 565 mm	3.43" 87 mm	
R203-LH	200 LH Corner	181.9 lb 82.5 kg	22.24" 565 mm	3.43" 87 mm	
R802	800 Center	153.7 lb 69.7 kg	15.00" 381 mm	5.04" 128 mm	1.57" 40 mm
R802W	800 Center With Wing	219.4 lb 99.5 kg	23.50" 597 mm	5.04" 128 mm	
R801-4-5-8	800 Intermediate 22.50"	151.9 lb 68.9 kg	22.52" 572 mm	3.62" 92 mm	
R801-7	800 Intermediate 28.50"	196.0 lb 88.9 kg	28.50" 724 mm	3.62" 92 mm	
R810-RH	800 RH Corner	249.8 lb 113.3 kg	25.51" 648 mm	4.37" 111 mm	
R810-LH	800 LH Corner	249.8 lb 113.3 kg	25.51" 648 mm	4.37" 111 mm	



Caterpillar® and other identities and/or trademarks referred to in this publication are the registered marks of the entities noted herein. The use of any trademarks of others than Black Cat Wear Parts Ltd. are solely and exclusively for identification, informational, comparative, and descriptive purposes. Black Cat Wear Parts Ltd. is not affiliated with any owner of such registered marks and does not make, use, or sell any products manufactured by any such entity identified in this publication.

www.blackcatwearparts.com
sales@blackcatwearparts.com
 +1-780-465-6666
 1-800-661-6666

**STRONG ENOUGH
TO ANSWER ANY CALL!**




BLACK CAT

WEAR PARTS



LOAD HAUL DUMP

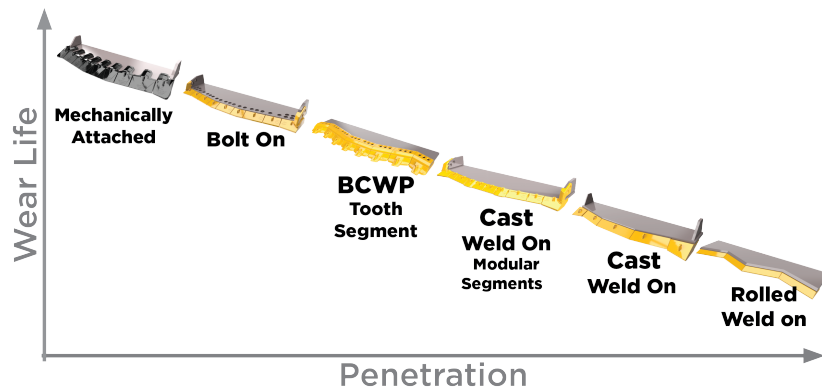


Rolled Weld On - Half Arrow No Holes

Part Number	Description	Weight	A	B	C
HA28254-096	Half Arrow No Holes	353.0 lb 160.1 kg	95.98" 2,438 mm	2.24" 57 mm	1.10" 28 mm
HA28254-120	Half Arrow No Holes	439.4 lb 199.3 kg	120.00" 3,048 mm	2.24" 57 mm	1.10" 28 mm
HA28254-144	Half Arrow No Holes	529.8 lb 240.3 kg	144.02" 3,658 mm	2.24" 57 mm	1.10" 28 mm
HA28254-168	Half Arrow No Holes	618.0 lb 280.3 kg	167.99" 4,267 mm	2.24" 57 mm	1.10" 28 mm
HA40254-096	Half Arrow No Holes	476.9 lb 216.3 kg	95.98" 2,438 mm	2.68" 68 mm	1.57" 40 mm
HA40254-120	Half Arrow No Holes	590.0 lb 267.6 kg	120.00" 3,048 mm	2.68" 68 mm	1.57" 40 mm
HA40254-144	Half Arrow No Holes	707.9 lb 321.1 kg	144.02" 3,658 mm	2.68" 68 mm	1.57" 40 mm
HA40254-168	Half Arrow No Holes	833.8 lb 378.2 kg	167.99" 4,267 mm	2.68" 68 mm	1.57" 40 mm

Note:

Custom fit pieces for any machine, lengths for cutting in field or from factory is available if information is provided.



Caterpillar® and other identities and/or trademarks referred to in this publication are the registered marks of the entities noted herein. The use of any trademarks of others than Black Cat Wear Parts Ltd. are solely and exclusively for identification, informational, comparative, and descriptive purposes. Black Cat Wear Parts Ltd. is not affiliated with any owner of such registered marks and does not make, use, or sell any products manufactured by any such entity identified in this publication.

www.blackcatwearparts.com
sales@blackcatwearparts.com
 +1-780-465-6666
 1-800-661-6666

**STRONG ENOUGH
TO ANSWER ANY CALL!**



BLACK CAT

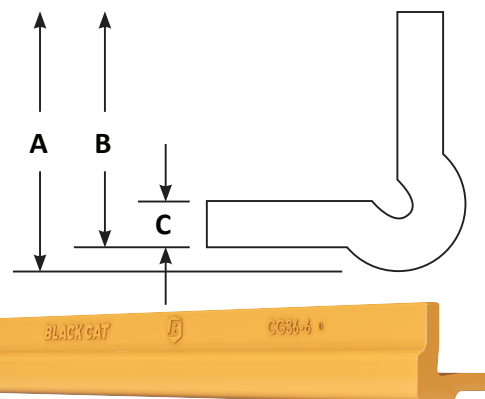
WEAR PARTS



LOAD HAUL DUMP

Corner Protectors

Part Number	Description	Weight	Length	A	B	C
CG24-5	Round Edge	31.3 lb 14.2 kg	24.00" 610 mm	3.89" 99 mm	3.50" 89 mm	0.63" 16 mm
CG36-6	Square Edge	67.7 lb 30.7 kg	36.00" 914 mm	4.13" 105 mm	3.62" 92 mm	0.75" 19 mm
ST001	Straight Shroud	33.2 lb 15.1 kg	18.00" 457 mm	3.98" 101 mm	2.99" 76 mm	0.98" 25 mm
ST002	Curved Shroud	29.1 lb 13.2 kg	11.73" 298 mm	4.69" 119 mm	2.99" 76 mm	1.69" 43 mm



Weld On Heel Shrouds

Part Number	Description	Weight	A	B	C	D
1386551	Heel Shroud - Curved	26.9 lb 12.2 kg	6.89" 175 mm	8.15" 207 mm	5.91" 150 mm	0.98" 25 mm
1386529	Heel Shroud - Straight	29.5 lb 13.4 kg	6.89" 175 mm	8.15" 207 mm	5.91" 150 mm	0.98" 25 mm
1571027	Heel Shroud - Curved	59.1 lb 26.8 kg	9.80" 249 mm	8.15" 270 mm	7.87" 200 mm	1.18" 30 mm
1571019	Heel Shroud	65.0 lb 29.5 kg	9.80" 249 mm	8.15" 270 mm	7.87" 200 mm	1.18" 30 mm
2804078	Heel Shroud - Straight	10.8 lb 4.9 kg	4.69" 119 mm	5.91" 150 mm	4.29" 109 mm	0.79" 20 mm
2804079	Heel Shroud - Curved	9.3 lb 4.2 kg	4.69" 119 mm	5.91" 150 mm	4.29" 109 mm	0.79" 20 mm
ES6697-2	Heel Shroud - Curved	45.9 lb 20.8 kg	7.48" 190 mm	9.92" 252 mm	5.98" 152 mm	2.28" 58 mm
ES6697-3	Heel Shroud - Curved	29.8 lb 13.5 kg	7.48" 190 mm	7.01" 178 mm	4.02" 102 mm	1.25" 32 mm
ES6697-4	Heel Shroud - Curved	22.3 lb 10.1 kg	7.48" 190 mm	7.01" 178 mm	4.02" 102 mm	1.25" 32 mm
ES6697-5	Heel Shroud - Curved	87.3 lb 39.6 kg	10.00" 254 mm	12.01" 305 mm	7.99" 203 mm	2.01" 51 mm
ES6697-7	Heel Shroud	189.4 lb 85.9 kg	9.84" 250 mm	13.58" 345 mm	9.88" 251 mm	3.94" 100 mm

